
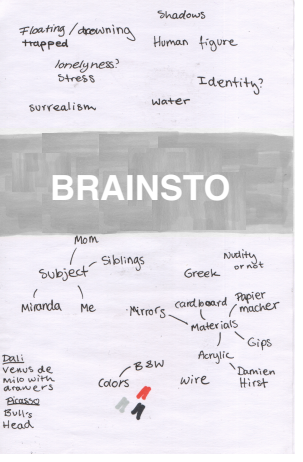



SCULPTURE PROJECT


So far in the Visual Arts course, I have used mostly 2dimensional materials so I wanted to widen the scope of my artwork by doing more sculpture.



For this project, I decided to focus primarily on the pose I was going to make and how it was going to communicate what I wanted. Below are some ideas for some expressive poses that I was considering. I also wrote some materials that I could use:



I looked at my previous painting to see if I wanted to develop on one of the subjects into a sculpture.

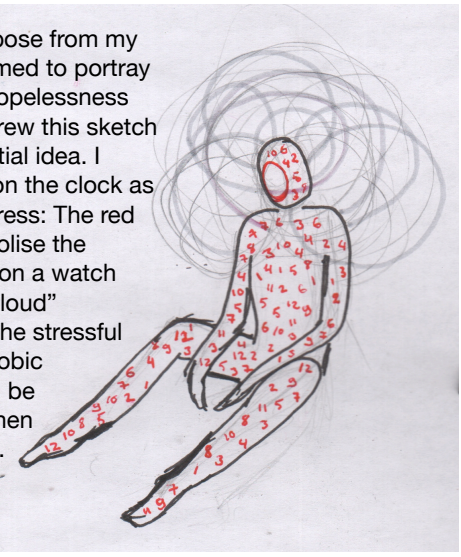


Part of my painting:



I decided to develop on the last one because I thought I could add to it through sculpture. It is a strong emotion which makes you feel overwhelmed, hopeless and vulnerable which I would like to portray.

I changed the pose from my painting as I aimed to portray the feeling of hopelessness after stress. I drew this sketch in pen as an initial idea. I focused more on the clock as a symbol for stress: The red numbers symbolise the different hours on a watch and the grey "cloud" contributes to the stressful and claustrophobic feeling that can be experienced when one is stressed.



Creation Process:

I was not sure what medium I wanted to use for the base of the sculpture so I tried making a small figure out of clay. I have used clay before but this was air-dry clay which has a different texture from clay made of mud. It was quite difficult to work with and I had to make a wire structure so that I could create the shape I wanted. Although I thought the experiment looked nice in the end, I wanted to make the structure larger which I did not think would work with that type of clay.

I chose to use papier-mâché instead. This allowed me to make a larger structure that was less painful to work with. I made the base of the structure by compressing newspaper into different parts and putting them together using tape. I then built on this base structure using papier-mâché.



Antony Gormley

- Simple human Bodies in metal
- Have no facial expressions but are very expressive
- Interesting materials and structures

LEARNING TO THINK, 1991



I liked Antony Gormleys statues because the human forms are very expressive through their pose alone. I thought this was an interesting take on sculpting people.



OPEN HEED, 2015

LOST SUBJECT I, 1994



After painting the sculpture, I actually thought that the more simplistic white figure looked nice. I thought that the numbers may make it too crowded and I decided to deviate from my initial sketch and try exploring other ways of portraying stress. Keeping the sculpture this way also keeps a simplicity similar to that of Antony Gormley's sculptures.


With a simple sculpture, I could focus on combining it with something else to create an interesting piece. I thought of photographing the sculpture in an environment or perhaps creating a video or other background for it. This would be a fun way of exploring the sculpture in more depth.



Christian Marclay

The Clock Artist research

Even though I had chosen not to paint the numbers onto the statue, I still wanted to incorporate it in some way. I thought this piece was an interesting way of using clocks:



24h video of different clips from movies. Time coordinated - the time shown in the film is matched with the actual time. Movies often tell a story focusing on one plot but this one is telling many different stories through its various clips. Although they are about different things, they all have the clock in common.

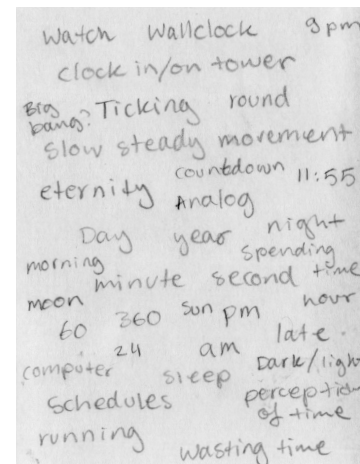
I decided to go with creating a video as I thought it would be interesting to then project it into the sculpture

I wanted to film different situations that are stressful for me and combine them with videos of clocks.

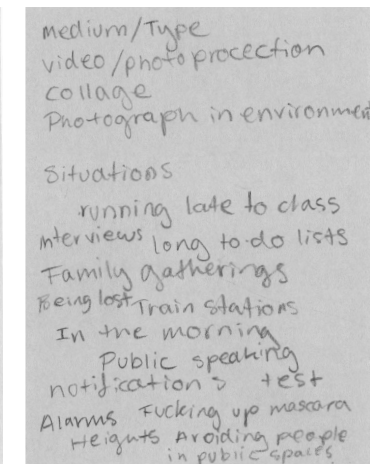
Original Ideas of situations to film:

- Running late
- Central station
- Test situation
- Walking through school
- Presenting in class
- Writing essays

Time brainstorm:



Brainstorm for situations:



Film Editing Process:

The aim of the film was to show these stressful situation that also allows the audience to feel some of this stress. I took the videos in my school using my iPhone camera. When editing, I chose to cut the clips short switching between the different situations every few seconds (3-6). This evokes a confused and frustrated feeling as the viewer barely has time to understand what is going on before it switches to another scene. The busy scenes are contrasted with those of the slowly ticking clock. The constant return to the clock is a reminder of time passing, which adds to the uncomfortable stressful feeling.

RESOLVED WORK: *Stressed*

Screenshots from film



To display this installation, I placed the sculpture on a table and projected the video onto the sculpture and wall behind it.

Ideally, I would have liked to have placed it against a wall and for the projection to have been larger. The exhibition area did not really allow for this nevertheless I still think that the desired mood was created.

44 x 30 x 31 cm

Papier-mâché and Acrylic paint

