

PHOTOGRAPHY PROJECT

PHOTOGRAPHY PROJECT

In this project I wanted to explore photography in ways that I haven't before. Thinking about the elements of photography and how I can manipulate them.

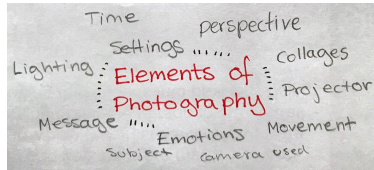
Capturing a moment using a camera or machine

What do I use photography for?


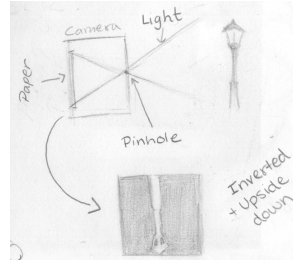
- > Memories
- > Social media
- > Practical uses
 - Trade - showing product
 - Documentation
- > Art / decoration
- > communication

What makes photography art?

- Intention?
- Purpose?
- Emotion?
- **What is art?**



Pinhole Camera



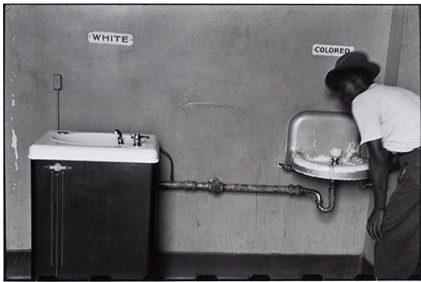

Making the camera:

For this project I made my own camera. I used a shoe box to create my own pinhole camera and made a pinhole in one side as well as a shutter to control when the light was allowed in.

Taking the photo is challenging because the photo can't be previewed and you need to get the exposure right. I simply placed the camera and opened the shutter for the time you think matches the lighting of the environment.

The pinhole camera is a simple camera in which the image is projected through a pinhole on one side of a dark box. After the process is completed, the photograph is cured and fixed which prevents it from reacting with any further light.

I took this photo out of a school window and opened the shutter for 4 seconds. I am happy with the result as I managed to choose a perfect amount of time to keep the shutter open. I am happy with the image as the subject is seen clearly. I enjoyed this experiment because I created my own tool and was able to use it properly to capture something clearly.



Elliot Erwit
Segregated Water Fountains
1950 in North Carolina, USA




Nick Ut
"Napalm girl"
Vietnam war 1972


Are these photographs pieces of art?

Defining art is difficult in any medium because art is a subjective topic. Deciding or choosing if something is a work of art or not depends on the intentions of the creator and the perception of the audience. I believe that art can come in any shape or form but I am unsure what specifically defines something as a piece of art. I believe that the two photographs above can be considered to be art as the photographers intended to use these photos to provoke thought and emotions (note: this is not the only criteria for what art is).

ABSTRACT



This is a photograph of a ventilation grid. What I find interesting about this photograph is that the angle makes the photo seem endless.





Annette Messager

Why Annette Messager?

I chose to investigate Annette Messager because of the sombre mood she created in her work. She uses monotone images of body parts to create dark arrangements which communicate emotions such as hate and sadness, often making the audience uncomfortable. I also liked that Message uses a variety of mediums such as string, collage, drawings, bold and contrasting colours (and the absence of it). From this, I was inspired to incorporate similar methods in my own project.

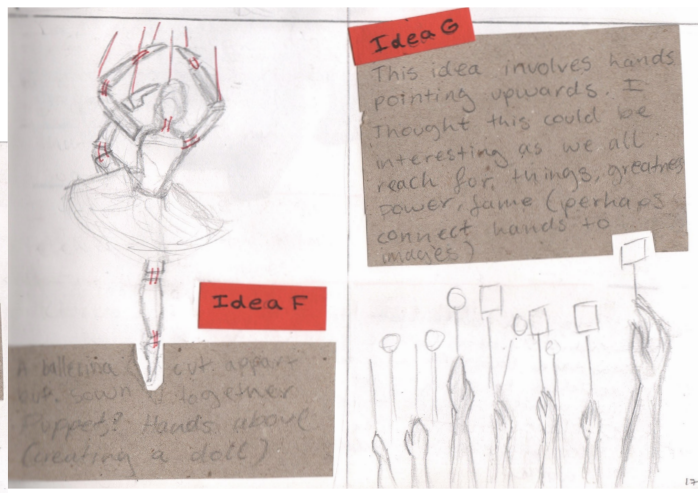

Paul Bogaers



I also looked at a sculpture by Paul Bogaers. It consists of a series of figures with photographs as heads. I found it interesting how the people were all looking up at something that the audience cannot see. These different people are all connected by the fact that they are all looking up in unison.

IDEAS

These ideas were inspired by Annette Messager's mood and techniques of taking pictures of body parts and using string color and organisation/disposition to arrange them in interesting ways.



I decided to develop idea G as I thought it would be interesting to continue working with arms and their connotations.

I took pictures of arms and printed them in black and white to explore different ideas. I arranged the hands to experiment with the layout and positioning. I decided to only glue the bottom of the arms in order to give the fingers a 3d effect. I would like to explore this idea more as it adds texture and depth to the work.




Experiment with colour:
I printed the arms larger to arrange them and perhaps come closer to what I thought I would do for my final outcome. I printed arms with filters over them to see how different colours would impact the mood of the arrangement.

RESOLVED WORK: *Reach*

42.0 x 59.4cm
Paper and string

I tried different types of arrangements of the arms on a piece of A2 paper and I thought arranging them in small groups separate from each other added more depth.

Through my experiments I decided to explore what the arms were reaching for. The arms all reach upwards which aligned with concepts of heaven/life. To enhance this I took pictures of the sky and clouds to refer to these ideas and add texture to the arrangement.



I added string as I had planned in my original sketch emphasising the direction of the hands.

I assembled these different features creating a collage with a surrealistic and modern tone.

